

Employee Diversity Statistics 2021

Geldards are delighted to publish our Diversity data for 2021.

All our employees are encouraged to respond to the questionnaire with complete anonymity – it is however completely voluntary, and nobody is under any obligation to participate. In June 2021, 64% of all employees completed the survey, and it is this proportion of the workforce that is represented in the below statistics.

We are pleased to report that we have shown significant improvement in our ethnicity data,

and now meet the SRA benchmark for the number of employees who consider themselves to be from a declared ethnic minority.

Our disability statistics also show an improvement with a 2% increase in respondents who, in accordance with the Equalities Act, have a disability.

We continue to thrive as an equal opportunities employer, actively encouraging diversity in our workforce.



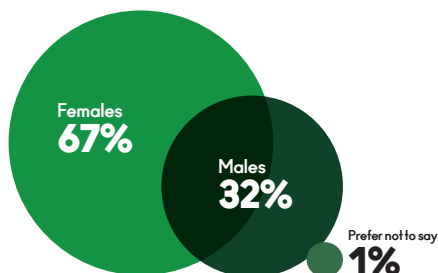
Melissa Moran

Human Resources Director

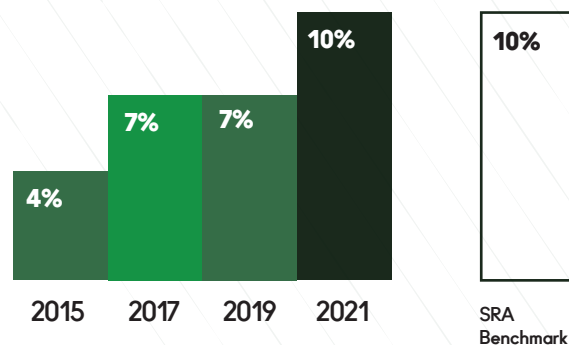
+44 (0)29 2039 1481

melissa.moran@geldards.com

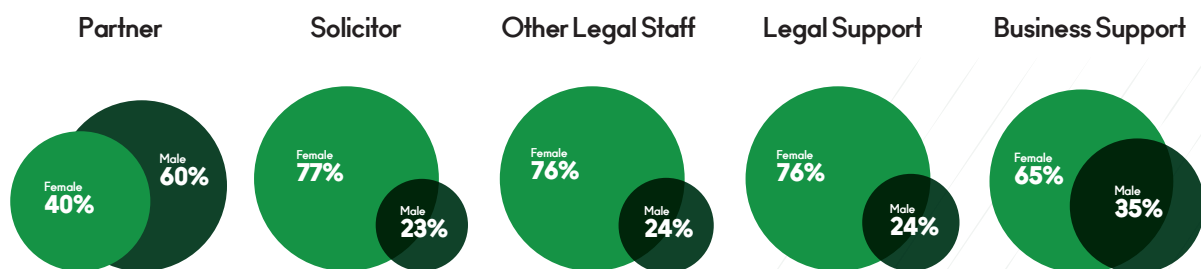
Gender



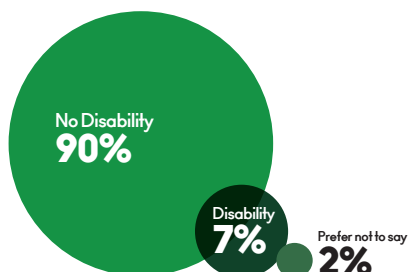
Ethnic Minorities



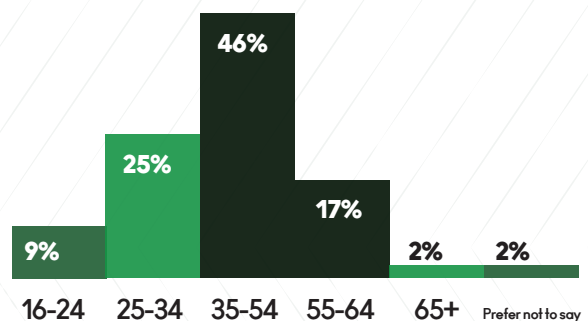
Gender - Position Held



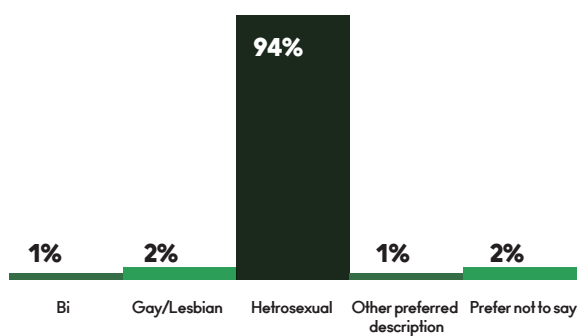
Disability



Age



Sexual Orientation



All percentages shown on all charts are calculated from the number of respondents in the survey and not the entire Geldards workforce.