

# Employee Diversity Statistics 2023

**Geldards are delighted to publish our Diversity data for 2023.**

All our employees are encouraged to respond to the questionnaire with complete anonymity – it is however completely voluntary, and nobody is under any obligation to participate. In May 2023, 60% of all employees completed the survey, and it is this proportion of the workforce that is represented in the statistics shown in this report.

We are proud to report a significant improvement in the number of employees who consider themselves to be from a declared ethnic minority, which has more than doubled since

our last report in 2021.

We are also pleased to be able to provide our first set of data for Social Mobility, which shows that almost 2/3rds of our workforce come from non-selective state schools and have non-graduate parents.

As a further development, we have recently committed to appointing Diversity Champions across all of our offices. These individuals will work together to ensure that we continue to thrive as an equal opportunities employer, actively encouraging diversity in our workforce.



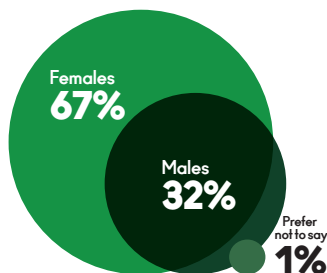
**Melissa Moran**

Human Resources Director

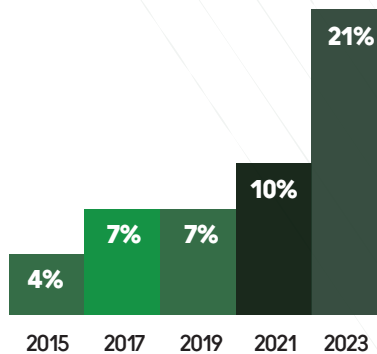
+44 (0)29 2039 1481

melissa.moran@geldards.com

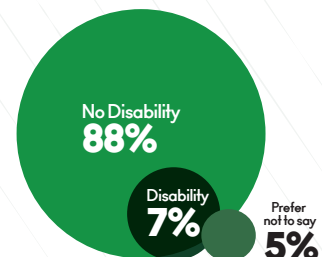
## Gender



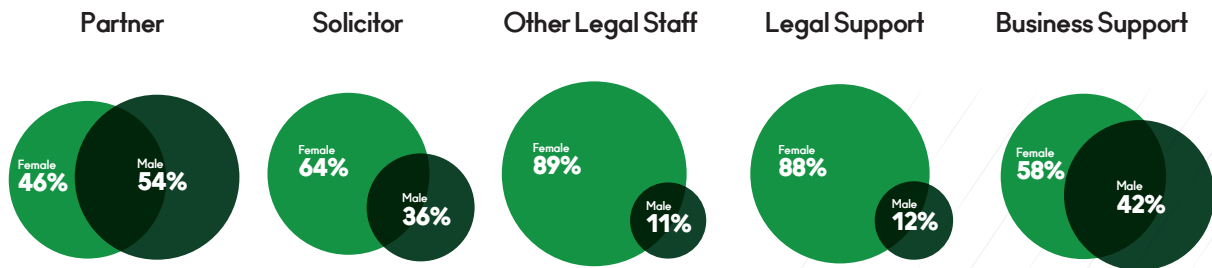
## Ethnic Minorities



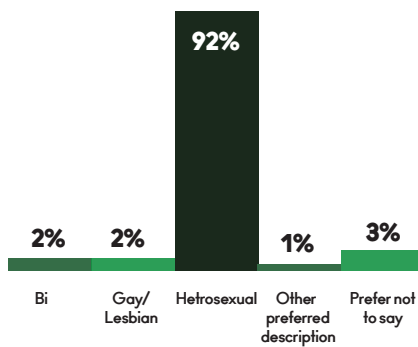
## Disability



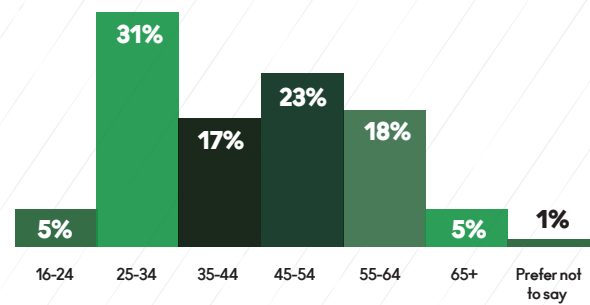
## Gender - Position Held



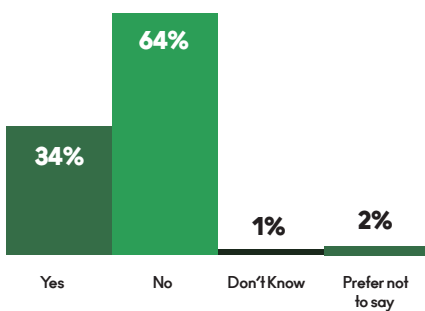
## Sexual Orientation



## Age



## Graduate Parent



## School Attended 11-16

